






Make a Gross-tastic Scene

Put on a Performance

Have you ever made a show in your loungeroom, your bathroom or your backyard? What about a totally gross show with vomit, farts and wobbly intestines? No? Well, today is your lucky day! Start gathering ideas and have a giggle while you're at it by watching the The Listies Make a Scene videos and lcky word lists on ARTS:LIVE.

 30 mins - 3 hours

 For 7 - 12 years

 Group Activity

What You Need

Props
costumes
a set
lighting
lcky word lists.

These can be made with:
cardboard
paper
scrap material
furniture
lamps, torches
or
whatever you have.



Things to Think About

Who are your characters?

Where are they?

What do they want?

What obstacles are in their way?

How do they solve this?

Keep your play short, 5 minutes or less.



Looking for other great activities like this? Subscribe at [artslive.com](https://www.artslive.com)

© The Song Room | PAGE 1

Check This Out!

If you liked this activity then you'll definitely enjoy some of our other collections. Search for these collections on ARTS:LIVE




Improvisation Starters

Featuring games that are fun to play and useful if you are trying to make up a show.



Shapeshifting Stories

A superhero called Frostica and her accomplice Salpodon share their ideas for how to make better plays and stories.



1 The Performance Space

Decide where the performers will stand and where the audience will sit. Then add the furniture, lighting, props and set pieces to help make the performance great!



3 Make it Better

Take a minute to ask yourself, how interesting is the show? Will the audience understand what's happening? How could you add more tension or suspense to your show? Try making the story even better or add sound effects or music.



2 Improvise Your Show

Choose some ridiculous words from the lcky word lists to help get started. These words could be the name of your scene or the first word in your script. Invent some characters and start making it up as you go along. Remember to try out everyone's ideas before you decide what works best.



4 Perform Your Show

Invite everyone and then start the show! Remember to use loud actor's voices and make each action clear. When you have finished take a bow.



Looking for other great activities like this?
Subscribe at artslive.com